

Miami-Dade Airports

Miami International Airport (MIA)
 Miami-Opa locka Executive Airport (OPF)
 Miami Executive Airport (TMB)
 Miami Homestead General Aviation Airport (X51)
 Dade-Collier Training and Transition Airport (TNT)

Miami International Airport (MIA)

3,230 acres of land
4 runways: 9-27: 13,016' 12/30: 9,355'
 8R-26L: 10,506' 8L-26R: 8,600'
7.9 million square foot terminal
135 gates | 101 int'l capable gates
624 ticket counters

Leading Economic Engine:  **Generates \$181 billion** in business revenue
 **Supports nearly 843,000 jobs** (direct, indirect, induced & related)

2024: Record-Breaking Year



55,926,566 Passengers
 30,762,231 domestic (55%)
 25,164,335 international (45%)



3,008,715 Freight tons
 474,867 domestic (16%)
 2,533,849 international (84%)



485,448 total operations (FAA Tower Data)





\$9 billion investment in capital improvements & maintenance upgrades to:

- Improve the overall **travel experience**, stimulate **economic growth**, and reinforce MIA's position as a **global hub**
- Address **future demand** with **77 million travelers** and **4+ million tons of cargo** expected by 2040

For detailed information, visit:

www.miami-airport.com/capital_improvement.asp

2024 Rankings (Final ACI Rankings)

	USA	Worldwide
Int'l Freight	1 st 	5 th
Int'l Passengers	2 nd 	34 th
Total Cargo (Freight+Mail)	3 rd 	6 th
Total Freight	3 rd 	6 th
Total Operations	9 th	13 th
Total Passengers	10 th	27 th



93 Airlines
 (December 2025)

33 US	60 International
77 Scheduled	16 Charter
58 Passenger*	40 Cargo**

*Incl. freighter carriers with separate passenger service

**Incl. passenger carriers with separate freighter service

Top 5 Airlines (November 2025)



Passengers



Freight

American	2,530,357	Atlas	66,489
Delta	325,522	LATAM	38,516
Envoy	228,776	Tampa	28,012
United	151,593	Amerijet	26,150
Frontier	113,662	LANCO	18,121

New Airlines in 2025

7Air Cargo: Managua, Santo Domingo, San Juan (August)

Arajjet: Santo Domingo (April) Punta Cana (June)

Icelandair: Reykjavik, Iceland (October)

SF Airlines (cargo charter): China (September)

Volaris Costa Rica: San Jose, Costa Rica (July)



188 Non-Stop Passenger Destinations
 (December 2025)



New Year-Round Int'l Routes in 2025

American Airlines: South Caicos (March)

Avianca: San Jose, Costa Rica (March)

Avianca: Guatemala City, Guatemala (May)

GOL: Belém, Brazil (June)

Volaris El Salvador: San Jose, Costa Rica (July)

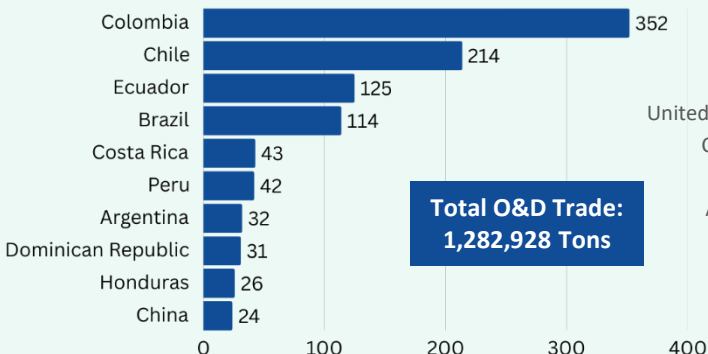
Avianca: Guayaquil, Ecuador (October)

LATAM: Buenos Aires, Argentina (December)

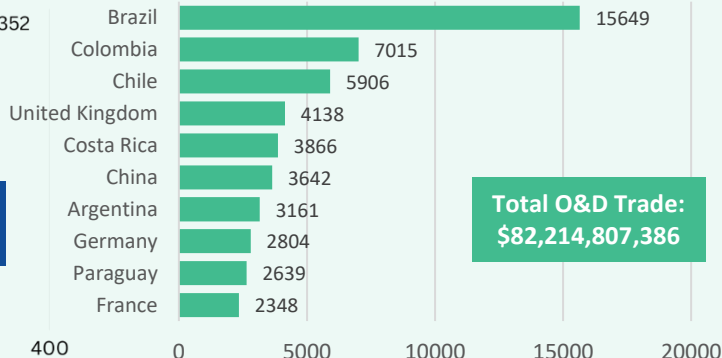
Learn more about our destinations at MIADiscover.com

Top Trade Partners in 2024

By Weight (in thousands US Tons)



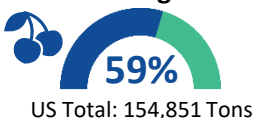
By Value (in millions US Dollars)



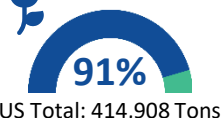
Leading Airport in Perishables Imports

MIA's market share of US Perishables Imports:

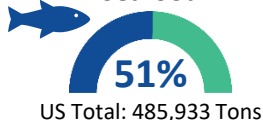
Fruits & Vegetables



Flowers

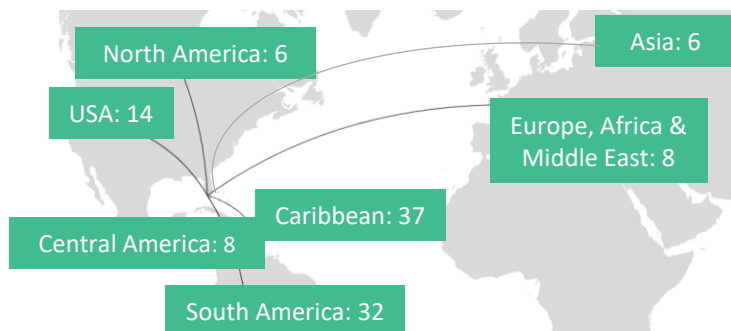


Seafood



111 Freighter Destinations

(4th Quarter 2025)



66% of perishables entering the US are imported through MIA

For more detailed information visit:

[Cargo Service Development - Miami International Airport](#)

Competitive Advantages (For more information, visit: www.iflymia.com)

Passengers



Departing

Safe and efficient passenger processing with **eXpress Lanes**, **TSA Checkpoint 3-D Scanning & Biometric Facial Comparison**



Arriving

Enjoy seamless border entry and shorter wait times with **Global Entry** (fees apply), **Biometric Facial Comparison** and **Mobile Passport Control (MPC)**



Accessibility

Find dedicated services and information for passengers with disabilities with **myMIAccess**

Cargo



Pharma Hub

First IATA designated **"Pharma Hub Airport"** in North America with a CEIV community committed to **safe and efficient** processing of high-value, temperature-sensitive pharmaceuticals



Foreign Trade Zone (FTZ)

The **MIA FTZ** is ideally suited for import/export, with the opportunity to reduce, defer or eliminate trade duties



Phytosanitary Treatment & Cold Chain Processing Facility

Future 340,000+ sq. ft. perishables facility serving both MIA and PortMiami.



MIA Cargo Facilities

24 buildings
2.8 million sq. ft. warehouse space
5.4 million sq. ft. apron space
74 aircraft parking positions



Cargo Clearance Center

Centralized CBP functions for trade documentation processing



APHIS Facility

Our USDA Animal Import Center is part of the **Animal & Plant Health Inspection Service (APHIS)**. The facility receives pet birds and shipments of commercial birds. The facility is also part of the USDA's Plant Protection and Quarantine program focusing on pest management technologies and lab insect testing.